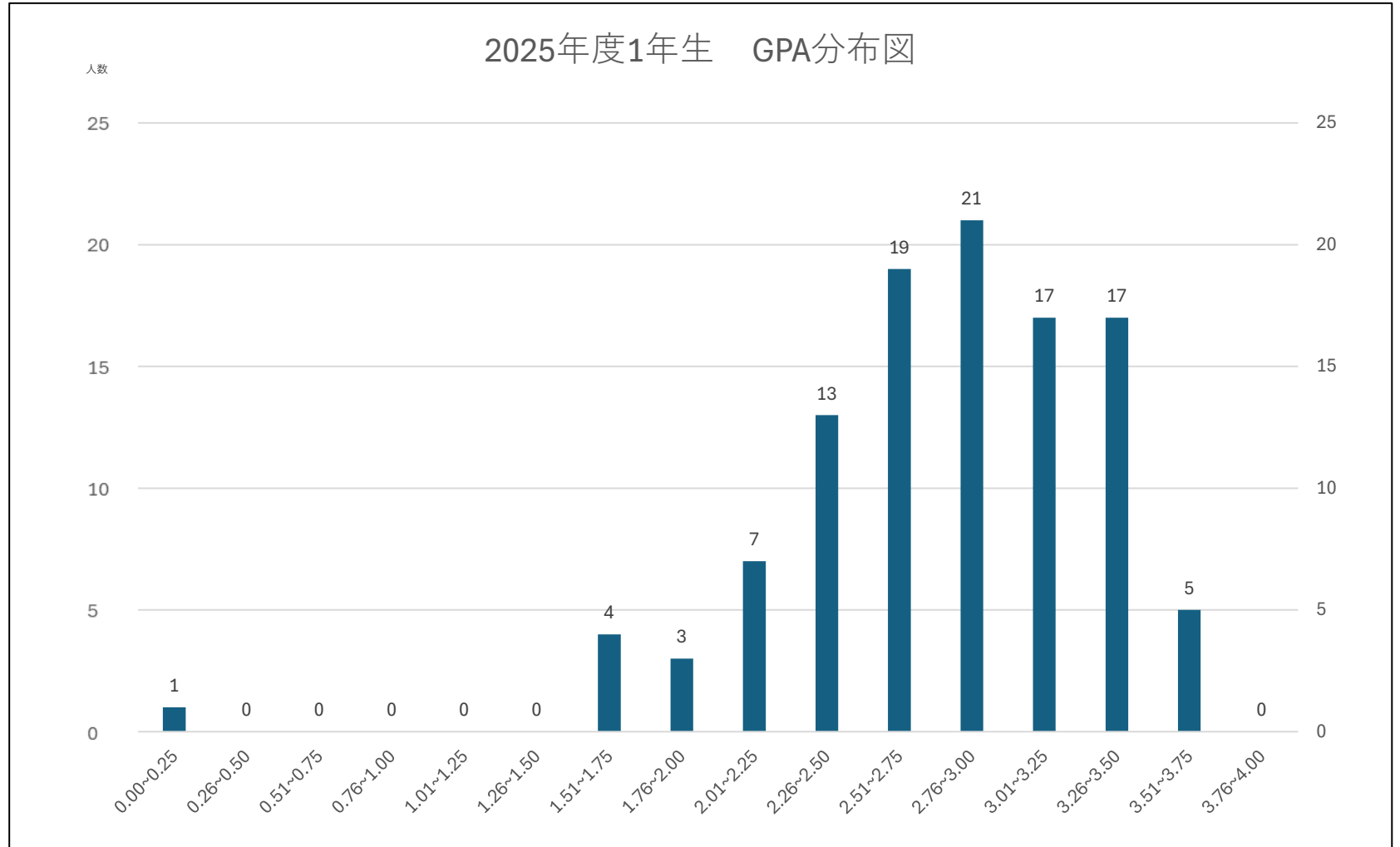


GPA	人数	%
3.76~4.00	0	0.0%
3.51~3.75	5	4.7%
3.26~3.50	17	15.9%
3.01~3.25	17	15.9%
2.76~3.00	21	19.6%
2.51~2.75	19	17.8%
2.26~2.50	13	12.1%
2.01~2.25	7	6.5%
1.76~2.00	3	2.8%
1.51~1.75	4	3.7%
1.26~1.50	0	0.0%
1.01~1.25	0	0.0%
0.76~1.00	0	0.0%
0.51~0.75	0	0.0%
0.26~0.50	0	0.0%
0.00~0.25	1	0.9%

107名

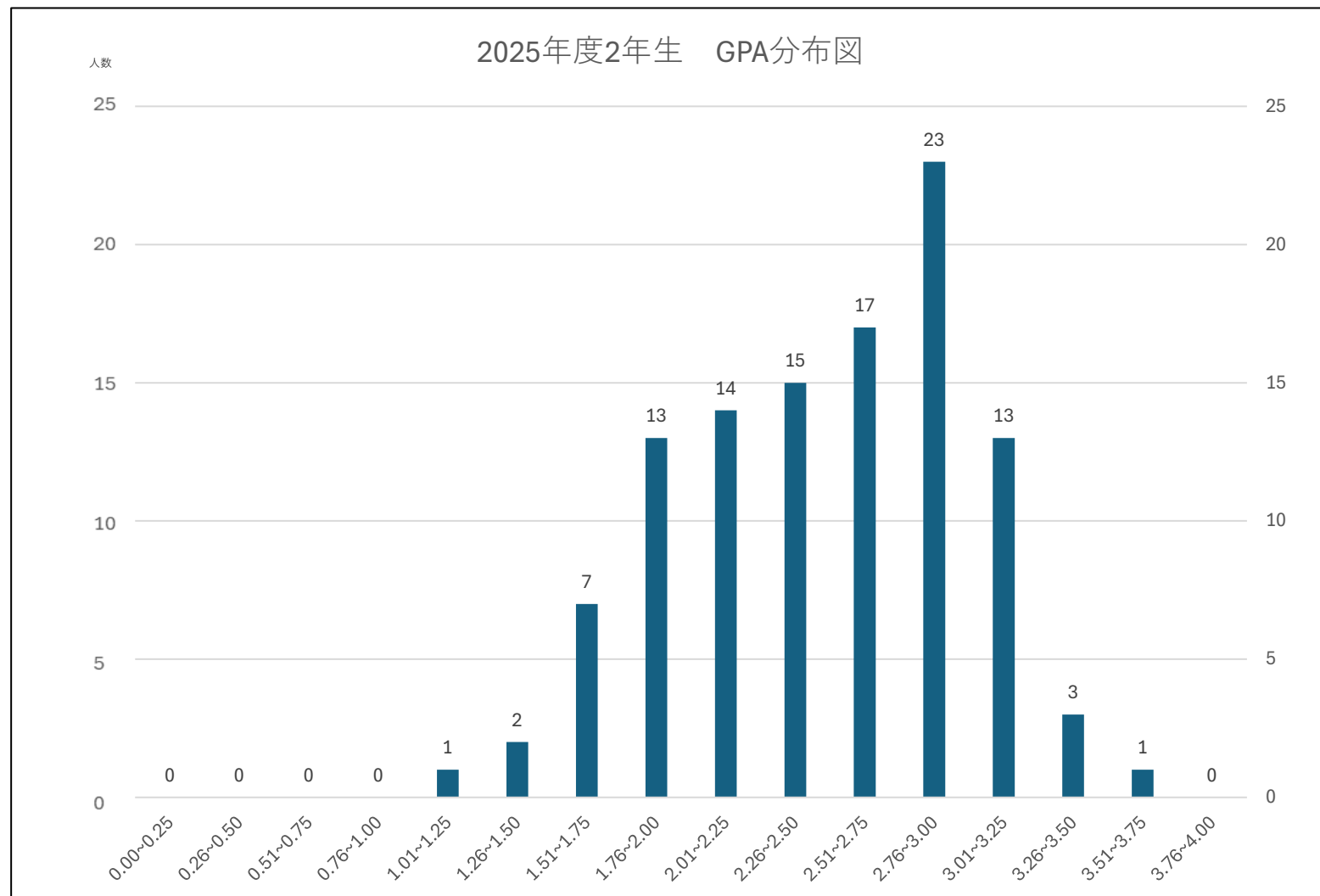
下位4分の1：GPA2.45以下(27名)



GPA	人数	%
3.76~4.00	0	0.0%
3.51~3.75	1	0.9%
3.26~3.50	3	2.8%
3.01~3.25	13	11.9%
2.76~3.00	23	21.1%
2.51~2.75	17	15.6%
2.26~2.50	15	13.8%
2.01~2.25	14	12.8%
1.76~2.00	13	11.9%
1.51~1.75	7	6.4%
1.26~1.50	2	1.8%
1.01~1.25	1	0.9%
0.76~1.00	0	0.0%
0.51~0.75	0	0.0%
0.26~0.50	0	0.0%
0.00~0.25	0	0.0%

109名

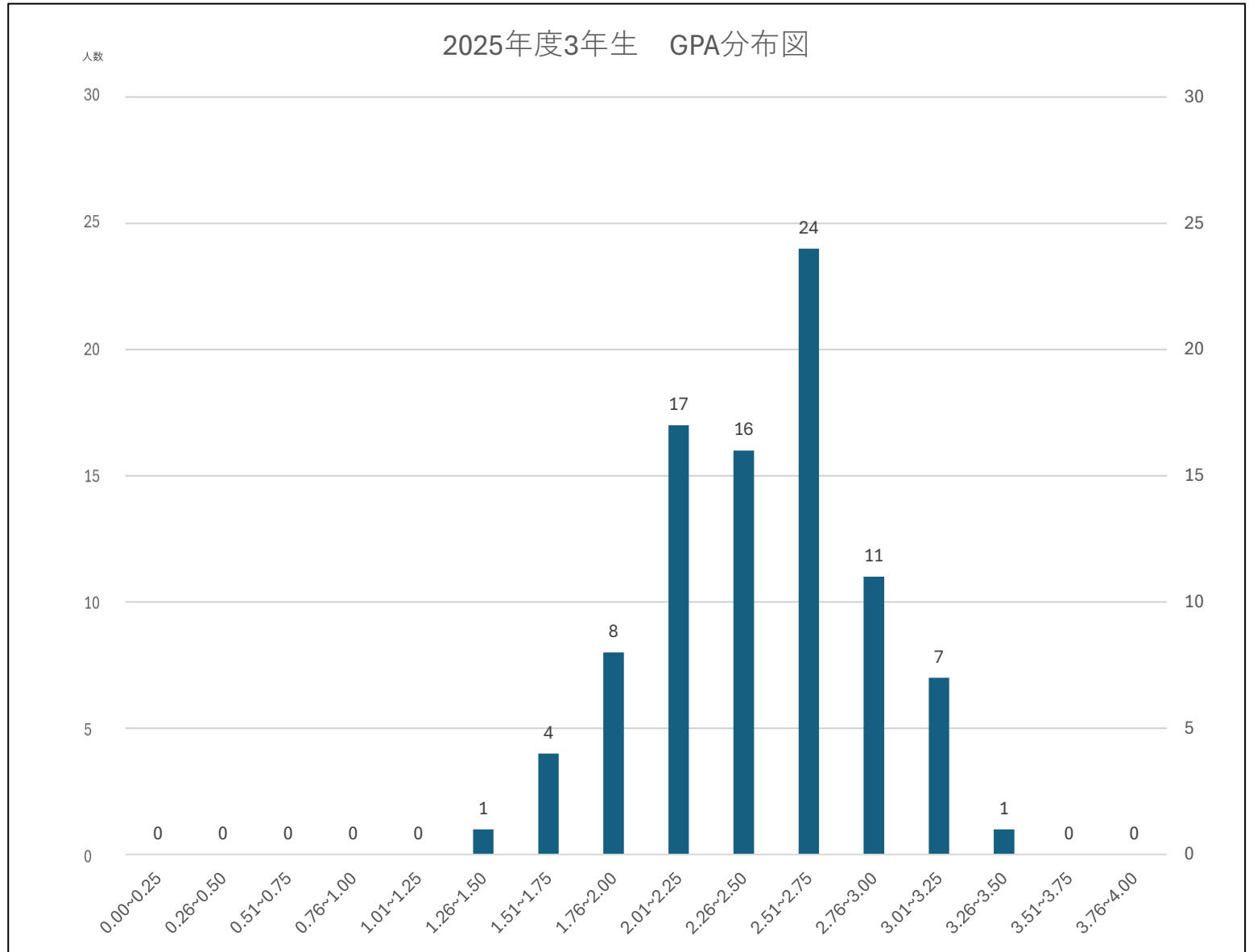
下位4分の1 : GPA2.12(27名)



GPA	人数	%
3.76~4.00	0	0.0%
3.51~3.75	0	0.0%
3.26~3.50	1	1.1%
3.01~3.25	7	7.9%
2.76~3.00	11	12.4%
2.51~2.75	24	27.0%
2.26~2.50	16	18.0%
2.01~2.25	17	19.1%
1.76~2.00	8	9.0%
1.51~1.75	4	4.5%
1.26~1.50	1	1.1%
1.01~1.25	0	0.0%
0.76~1.00	0	0.0%
0.51~0.75	0	0.0%
0.26~0.50	0	0.0%
0.00~0.25	0	0.0%

89名

下位4分の1：GPA2.08以下(22名)



GPA	人数	%
3.76~4.00	0	0.0%
3.51~3.75	0	0.0%
3.26~3.50	7	6.9%
3.01~3.25	17	16.7%
2.76~3.00	14	13.7%
2.51~2.75	21	20.6%
2.26~2.50	21	20.6%
2.01~2.25	15	14.7%
1.76~2.00	7	6.9%
1.51~1.75	0	0.0%
1.26~1.50	0	0.0%
1.01~1.25	0	0.0%
0.76~1.00	0	0.0%
0.51~0.75	0	0.0%
0.26~0.50	0	0.0%
0.00~0.25	0	0.0%

102名

下位4分の1：GPA2.27以下(26名)

